



Volume 21, Fall Issue

September/October 2011

Dear Gardening Friends:

Inside this issue:

A Serviceberry tree can be of service...	2
When is a good time to plant...	2
Dormant oil spray...	3
Want 'instant-shade'? Plant trees...	3
Landscape report....	3
You asked us...	4
Fall checklist for your garden...	4



Gardening is an enjoyable hobby as most of you may experience. Gardening is very rewarding and you may reap the benefits for years to come. Remember, a little patience, planning and preparing also go hand in hand with gardening. As we approach fall, we anticipate a great planting season with our fellow gardeners.

Bring your garden designs, imaginations and questions to our inspiring Garden Centre and the expert staff will help you find the right plant for your garden and growing conditions. With the fall season comes fall specials! Plants are much happier in your garden over the winter

than in pots at the garden centre.

In this issue you will find some very informative articles you may want to keep handy over the winter for the early spring season. Our Garden Centre is open until mid December so you may keep us in mind for unique gardening gifts for those true gardeners you need to buy for.

Our **21st Annual Family Day** is planned for **Saturday, September 17 2011**...an eventful day for the whole family with complimentary refreshments plus **discount equal to the taxes on all items storewide**. Our hayrides, enjoyed by adults and children alike, are approxi-

mately one hour in length, so please plan your day.

A special thanks to all of our customers this past season! We wish your garden success through the winter months. Also to our staff for their expertise and day to day commitment through the season.

Once again, we hope to see you at our **21st Annual Family Day**. Feel free to bring your family, friends and neighbours and we will give them a discount equal to the taxes too on Saturday, September 17th!

*Kindly,
Jan and Susie Veldhuizen,
family and staff at Botanix
Oxford Insta-Shade* 🍷

Did you know that:

- * We are your one-stop 22,000 square foot garden centre?
- * We are the 'big tree' movers' and can move trees up to 25 feet tall?
- * We have over 90 acres of trees?
- * We are a member of Landscape Ontario?


Getting good with grasses...

There is no doubt that ornamental grasses add a particular charm to gardens, improving informal landscapes and modern layouts alike. With their vigour, resistance and ease of maintenance, they can play many roles in your garden. Here are some low maintenance tips for you:

- Cut back annually in spring, before the new shoots appear, trim

stems and leaves to within about 10 cm of the ground for small species and within 20 cm for the largest. By pruning in spring, we get to appreciate the winter show of grasses rising out of the snow, that provides them ideal winter protection.

- Rely primarily on organic compounds, like



compost, to improve the soil. Apply in spring. A nitrogen-rich fertilizer could encourage competition from weeds.

- After four to five years, your ornamental grasses are ready for dividing. Do this in early spring, while pruning. 🍷

The 'Serviceberry' tree can be of service to you...

Are you looking for something different for your front yard, a tree that is beautiful, yet very under used in today's urban landscapes? **Serviceberry** is a beautiful family of trees that grows well in a sun or partial shade situation. When in bloom in the spring, every branch is covered with prolific amounts of pure white blossoms. Following the flowering are small round berries, similar to blueberries, that ripen to a purplish-black colour. In the wild these berries can persist into the winter and are an important source of food for birds and animals. The fall colour is



...Spruce trees come in a variety of sizes and shapes, making them suitable for almost every garden...

outstanding with orange to red tones.

Shrub versions such as the native **Amelanchier canadensis (Canadian Serviceberry)** and the slightly smaller **Saskatoon Serviceberry**, grow up to be small multi stemmed trees. With their small oval leaves, they produce a dappled shade underneath, perfect for an under planting of coral-bells, hostas, ferns and other shade loving perennials. Both varieties are native plants that are often found in boggy areas or near streams. They do well in moist conditions, and equally well in gardens.

Saskatoon Serviceberry is the variety to grow if you are interested in the fruit. The fruit is considered a "superfruit" in that it is loaded with anti-oxidants and is high in vitamins. These berries are now being grown commercially on the Prairies, where

the demand far outstrips the supply. The berries are great for pies, jams, syrups and wine. Plants are typically productive after 2-3 years.

A great selection for particularly small spaces is the variety "**Rainbow Pillar**" which grows up to 20 feet tall, and has a width of only 10 ft. **Rainbow Pillar** can be used as an accent plant or also works well as a hedge or in mass plantings.

Spring Flurry is a variety of Serviceberry with an upright oval head, growing up to 35 ft tall and 20 ft wide. This is a good street tree that tolerates urban conditions well.

Autumn Brilliance Serviceberry is known for its brick red fall colour and its abundance of white flowers in the spring. **Autumn Brilliance** is the fastest growing variety of Serviceberry.

Come in to **Botanix Oxford Insta-Shade** today and speak with our knowledgeable staff to see which Serviceberry would work best in your garden. There's more...

If purchased on Family Day, Saturday, September 17th, we will pay YOUR TAX! 🍌

When is a good time to plant...

Spring, summer and fall are all ideal for planting. As we enter the fall season the temperatures are generally cooler and the precipitation a little higher therefore making fall an ideal time for planting and transplanting but also for seeding and overseeding lawn.

Using Bone Meal in the fall planting will prove to be very beneficial for the plants. **Bone meal** is a mixture of crushed and coarsely ground bones that is used as an organic fertilizer for plants. As a slow-release fertilizer, bone meal is primarily used as a source of phosphorus. Phosphates do not easily pass through soil. So mixing the bone meal with the soil or putting it in the planting hole can help.

- When planting **shrubs and trees**, bone meal ensures strong root growth so your plants are well established.
- Rake the bone meal in before seeding/ planting/ turfing new lawns as it supports strong root growth for healthy drought resistant lawns. It is best applied well before the growing



season and before grass cutting.

- A great choice of fertilizer when planting new perennials or after dividing them. Mixed into soil and watered in with new plants in late summer it helps them make strong roots. A nitrogen fertilizer in the fall would be no good.

Bone meal is very long lasting and slow acting. It can last for a year perhaps longer.

Bone Meal is available at **Botanix Oxford Insta-Shade** in three size containers and **we will provide a discount**

equal to the taxes if purchased on Family Day, Saturday, September 17th! 🍌

Dormant oil spray...

In the battle against bugs, fungi and diseases, the Ontario gardener has very little left in their arsenal to eradicate these problems. One of the few products we are still allowed to use is the dormant spray, which is a combination of horticultural oil and lime sulphur, products that are mixed and applied while a tree is still dormant in early spring. This application is perhaps the most important spray for fruit trees and roses as it helps to clean up over wintering insects, diseases and fungus spores, and should be done every year. The oil half of the solution helps smother over wintering insects and eggs, while the lime sul-

...**One of the few products we are still allowed to use is the dormant oil spray...available at Botanix Oxford Shade...**


phur kills fungus spores, therefore it is important

to use both components. There are several different brands of these products on the market, be sure to use

the application rate suggested on your bottle.

Because dormant spray can damage young leaves, it must be done before the buds break open. The temperature should also be above freezing (ideally around 10 degrees Celsius) for at least 24 hours, and as with all sprays, there should be no breeze.

Spraying can be a messy business, and proper protective clothes should



be worn while applying.

In order for the dormant spray to be effective, it needs to be applied to the point where it is dripping from the branches. The best way is to start with the top and middle of the tree and work your way towards the outside branches.

Peach trees suffering from peach leaf curl should be treated with dormant spray in the spring, but also benefit from a late fall application of Copper Spray after all the leaves have fallen.

Dormant spray, Copper spray, and applicators are available at **Botanix Oxford Insta-Shade**, your local fruit tree experts. 👍

Want 'instant-shade'? Plant trees...



Were you looking for extra shade this past summer? Did your air conditioner have a hard time keeping up? Was your electricity bill higher than

expected? If, yes, you need more trees on your property for 'instant-shade'!

You can transplant large trees up to 25 feet tall on your property or purchase them from Oxford **Insta-Shade** and we will transplant them to your property with our Tree Spades.

Fall is the time to plant and transplant trees. As soon as trees go dormant, they can be transplanted. Depending on the weather, trees can be

moved/transplanted up until December. Your trees are in good hands 'on the move' with our qualified tree spade operators. They ensure planting is perfected to give your trees a fresh start in their new location.


Our fleet includes three spades: a 90-inch, 80-inch and a 44-inch. We serve all of South Western Ontario and offer free quotes! Call **519-424-2180** to book your appointment early!

On Family Day, we PAY YOUR TAX on ALL trees! 👍

Landscape report...

Fall season is a great time to landscape. Interlocking patio's, driveways and walkways can all be done in the fall. Our landscape crew has over 25 years of experience in landscape installation and fall pruning. The possibilities and your imagination are endless. Call **Bryan**, our **Professional Certified Landscape Designer** to-

day for a consultation and we will work on making your dream come true. Fall pruning is also very important for a well groomed garden. The landscape crew will also help wrap up your garden for the winter. Book your fall pruning and winterizing today.



Thank you to all our landscape customers this past season for your generous support!

Contact **Bryan**, our Professional Certified Landscape Designer, at **519-424-2180**, for all your landscaping needs, fall pruning and design work. We look forward in helping you make your property a dream come true! 👍

Botanix Oxford Insta-Shade (2001) Inc.

593806 Highway 59 (at Holbrook)
R.R. #2
Burgessville, ON N0J 1C0
(10 km South of Woodstock)

Phone: 519-424-2180
Long-Distance: 1-800-387-0246
Fax: 519-424-2420

Website: www.oxfordinstashade.com
E-mail: info@oxfordinstashade.com

"Experts by Nature"

3% Bonus Bucks on
all cash purchases!

BOTANIX
OXFORD INSTA-SHADE INC.



Garden Centre, Tree Farm and Landscape Design:

- Landscaping
- Large Tree Sales
- Paving Stone
- Interlocking Retaining Walls
- Tree Transplanting
- Ponds and Water Gardening
- Sodding and Seeding



GARDEN CENTRE FALL HOURS:

Mon. to Fri.: 8 a.m. to 6 p.m.
Sat.: 9 a.m. to 5 p.m.
Closed Sunday.
Closed from Dec. 24 to Mar. 5/2012

Place Address Label Here



You asked us...

Question: Should I fertilize my trees and shrubs in the fall?

Answer: Fertilizers can be applied late August through to October. Root absorption of nutrients is very efficient in late summer and remains so until the soil temperatures approach freezing. Again, early spring is an ideal time for fertilizing. Beware of fertilizing trees between July and August as it will stimulate late growth that has no chance to harden off and the plant is more susceptible to damage from winter cold and winds. Newly planted trees and shrubs will benefit



the most from regular fertilizing during their first five years in the landscape. Remember, at **Botanix Oxford Insta-Shade we pay the tax** on all fertilizers on **Family Day, Saturday, September 1st 2011!**



Fall checklist for your garden:

- Before the first frost, spread a layer of mulch around trees and shrubs to protect roots.
- Winterize your Rose Bushes, Azaleas, Rhododendrons, Yews, Alberta Spruce, and Upright Junipers.
- Many perennials need to be cut back 15-20cm.
- Feed your lawn with **Botanix** Fall Fertilizer; the nutrients will help protect the grass throughout the winter and gives it a good boost for next spring.
- Protect your less hardy plants when winter sets in by wrapping them in burlap. Burlap available in-store.
- Pull out your annuals and put them on the compost pile. Get your garden ready and plant your spring-flowering bulbs like tulips, daffodils, hyacinths etc.
- To get some good fall colour, plant some hardy mums and icicle pansies. We have plenty in stock and they are in full bloom.
- Seed over bare spots in lawn.
- Rake up fallen leaves and add to compost pile.