



Volume 20, Fall Issue

September/October 2010

Dear Gardening Friends:

Inside this issue:

Plant of the month - Hydrangeas	2
Did you know that...	2
Winterizing your garden	3
Were you warm this past summer?	3
Landscape report	4
Fall checklist for your garden	4
Fall Hours and Contact Information	4



We have experienced a lovely hot summer this past season. With most areas the timely rains have allowed for a great growing season in the garden as well as the crops. Much of the fruit crops this year have had an early harvest and much of the fall flowering shrubs and perennials are blooming early and the blooms will end early this fall season. With an early start to the fall it should be a great season for transplanting. Perhaps some of your shrubs and perennials have just grown too large in the current location and moving them this fall to an area with more room would be ideal.

After such a hot sunny summer you may be looking for some more shade around the house. A large

shade tree is just a transplant away. You may want to move an existing tree closer to the house or perhaps purchase a large tree for *Instant Shade* (see article regarding *Tree Spades* further in the newsletter).

Certain trees should be protected from the winter winds and fountains should be covered from snow and ice. Please see article regarding *Winterizing Your Garden* further on in the newsletter.

Our **20th Annual Family Day** is planned for **Saturday September 18 2010**...an eventful day for the whole family with complimentary refreshments plus **you get a discount equal to the tax** on all items storewide! Our hayrides, enjoyed by adults and children alike, are

about one hour in length, so please plan your day.

A special thanks to all of our customers this past season! We wish your garden success through the winter months. Also to our staff for their expertise and day to day commitment throughout the season.



Hoping to see you all at our **20th Annual Family Day on September 18th!**
Kindly,
Jan and Susie Veldhuizen,
family and staff at Botanix
Oxford Insta-Shade 👍


Did you know that:

- * We are your one-stop 22,000 square foot garden centre?
- * We are the 'big tree' movers' and can move trees up to 25 feet tall?
- * We have over 90 acres of trees?
- * Now is time to plant or transplant large or smaller trees?

Botanix pruning tip...

Spring-flowering (before May) shrubs such as forsythia, deutzia, lilac, viburnum, mock-orange, and spirea, flowers on buds formed the previous summer or fall. To ensure maximum flowering, these shrubs should be pruned as soon as possible after flowers fade in the spring.

Summer-flowering (May or later) shrubs flower on new growth produced in the current growing season. They should be pruned before new growth begins in the spring. Summer and fall-flowering shrubs include



abelia, beauty-berry, butterfly bush, Rose of Sharon, crepemyrtle, and summer-sweet.

Hydrangeas are an exception to the rule. They are summer bloomers but should be pruned immediately after flowering. 👍

Plant of the month - Hydrangeas, a beautiful shrub...

Hydrangeas are one of the most beautiful shrubs to grow in our climate. Not only do they bloom for a very long time, but the blooms can be left on during the winter to create interest in your garden. Some people even harvest the dried flower heads for use in flower arrangements.

The name Hydrangea translates directly to "water loving", which means in general a Hydrangea plant prefers to be planted in a moist location. If a Hydrangea plant dries out, the flowers and leaves will become very droopy, but will bounce back quickly if watered in time.

The most commonly known Hydrangeas are the ones with round snowball like blooms. **Annabelle Hydrangeas**, with their large white flowers, have been around for many, many years and are considered to be one of the most reliable shrubs for shady locations. Several varieties of Hydrangeas have been introduced since then, with the most famous one



Endless Summer Hydrangea... If your soil is sweet, the flowers will be a pale pink. If your soil is acidic, the flowers will be blue...

being **Endless Summer**. **Endless Summer Hydrangea** was a breakthrough variety, as it blooms on both old and new wood, which enables it to bloom from late spring through to the

fall. This variety also has the ability to have either pink or blue blooms. If your soil is sweet, the flowers will be a pale pink. If your soil is acidic, the flowers will be blue. For those who would prefer blue flowers, adding aluminum sulfate to the soil, will produce the desired results. More recent introduc-

tions from the Endless Summer variety are the **Blushing Bride Hydrangea**, with a blush pink flower and **TwistnShout Hydrangea**, which has a dainty lacecap type flower. These newer varieties are only pruned in the spring to shape them, while the older varieties are cut down to 8-10" every spring. Ask your **Botanix** salesperson how to best care for your Hydrangea. Some of the older varieties such as **Nikko Blue**, are not very reliable bloomers in our climate.

If you have one of these Hydrangeas in your garden, mulching it heavily during the winter months may give the plant the additional protection it needs to bloom.

Sun loving Hydrangeas tend to have a cone shaped flower. **Vanilla Strawberry Hydrangea** was an introduction last year. This variety has huge blooms that have a triple colour progression, meaning that they start out white, become pink and then finally a strawberry red colour. Quite often the plant will have flowers of each colour blooming at once, giving it an unique appearance. **Phantom Hydrangea** is the new improved Limelight variety, with bigger flowers and stronger stems. The flowers start out lime green and then become a pinkish white. Grafted Hydrangeas are perfect little trees to be used as an accent plant for city gardens. This year **Pinky Winky Hydrangea**, with its lacey pink cone shaped flowers, is available in a tree form.

Throughout the growing season **Botanix Oxford Insta-Shade** has a continual parade of numerous different varieties of Hydrangeas, why not stop in today to check them out?

Botanix Oxford Insta-Shade will give you a **discount equal to the tax** if hydrangeas are purchased on **Family Day, Saturday, September 18, 2010**. Our staff will provide free advice on hydrangeas too! 🍌


Did you know that...



...it is not a good idea to mix Koi with aquatic plants? Koi love shade, and plants love full sun! In fact, the plants generally require sun

to bloom (e.g. lilies)

ML/Barley Straw Pellets contain peat, and will condition the pond water while it ties up nutrients and other excess minerals. Either toss them into the pond, if the pond is large, or use the Master Media Bag to confine them in a smaller pond for a cleaner pond. Alternatively, you can use the Concentrated Barley Straw Ex-



tract! These are not temperature sensitive and can be used all year long!

We are **Botanix Oxford Insta-Shade** have all your pond supplies in stock and can provide you, our customer, with expert pond advice. Plus, **we pay your TAX on Family Day!** 🍌



Winterizing your garden...

Now that the days are getting shorter and cooler, it is time to start thinking about putting our gardens to bed for the winter. Some plants need special care in order to survive our harsh winter climate.

Roses, especially Hybrid Tea, Floribunda and Grandiflora Roses need to be hilled up for the winter. This can be done in two different ways. One method is to simply create a mound of soil or mulch around the base of the plant, which should come at least ten inches up the branches. This can use up a fair amount of soil, so alternately you can purchase a device called a rose collar. This is a tube shaped tool, which is to be secured around the branches at the base of the rose, which is then filled up with soil or mulch. The tube helps hold the soil in place during the winter months. Never prune roses in the autumn; they should be done early spring in our climate.



Japanese Maples are at the edge of hardiness in our area. They should always be planted in a sheltered location, away from the cold western and northern winter winds. Regardless of where your Japanese Maple is planted, it is recommended



that for the first couple of years, when the plant is at it's most vulnerable, they should be wrapped with burlap during the winter months. This is also true of Rhododendrons, Azaleas and Pieris plants.

Other plants, that are near the edge of hardiness in our area, which would benefit from some additional winter protection, are Eastern Redbud trees, Flowering Dogwoods and Beech trees.

Some plants, which are very hardy, such as Emerald Cedars and Dwarf Alberta Spruces, benefit from wrapping with burlap if they are in an area where it is very windy. Although these plants rarely die from winter-kill, they can get winter burn, which turns the needles an unsightly brown colour, and while the buds are still alive, it does take awhile for the new flush of growth to cover the damaged areas. A wrapping of burlap greatly reduces winter burn. If we are having a dry fall, it is

particularly important to give your evergreens a good deep drink before the ground freezes. This allows evergreens to take up enough water to help get them through a long winter. Fruit trees should have tree guards wrapped around their trunks, to stop rabbits and mice from girdling the trunks during the long winter months. Other important tasks to do in the fall, include raking up and removing or destroying any leaves that were diseased. This includes Maple leaves with Black Tar spots on them and heavily mildewed leaves. By removing these leaves, you reduce the chance that you will have the same problem next year.



...Now that the days are getting shorter and cooler, it is time to start thinking about putting our gardens to bed for the winter...


Other important tasks to do in the fall, include raking up and removing or destroying any leaves that were diseased. This includes Maple leaves with Black Tar spots on them and heavily mildewed leaves. By removing these leaves, you reduce the chance that you will have the same problem next year.

Other important tasks to do in the fall, include raking up and removing or destroying any leaves that were diseased. This includes Maple leaves with Black Tar spots on them and heavily mildewed leaves. By removing these leaves, you reduce the chance that you will have the same problem next year.

Other important tasks to do in the fall, include raking up and removing or destroying any leaves that were diseased. This includes Maple leaves with Black Tar spots on them and heavily mildewed leaves. By removing these leaves, you reduce the chance that you will have the same problem next year.



Botanix Oxford Insta-Shade, garden centre and tree farm in Burgessville, is your source for all your winterizing needs, including burlap, rose collars, and even tools such as rakes to tidy your garden!



Our staff members are happy to help you with all your gardening questions. Please join us on **Family Day on September 18, 2010** where **you get a discount equal to the taxes!** You'll be glad you did! 🍷

Were you warm this past summer? You need shade...

Does your home need more shade? How about planting a large shade tree for **instant shade** next summer! You can relocate large trees up to 25 feet

tall on your property or purchase them from **Botanix Oxford Insta-Shade** and we will transplant them to your property with our Tree Spades. Fall is the

time to plant and transplant trees. As soon as the trees go dormant they can be transplanted. Depending on the weather, trees can be moved right up

until December.

Your trees are in good hands on the move with our qualified tree spade operators. They ensure planting is perfected to give your trees a fresh start in their new location. Our fleet includes three spades a 90", 80" and a 44". We serve all of South Western Ontario and offer free quotes! 🍷



Botanix Oxford Insta-Shade (2001) Inc.

593806 Highway 59 (at Holbrook)
R.R. #2

Burgessville, ON N0J 1C0
(10 km South of Woodstock)

Phone: 519-424-2180

Long-Distance: 1-800-387-0246

Fax: 519-424-2420

Website: www.oxfordinstashade.com

E-mail: info@oxfordinstashade.com

"Experts by Nature"


3% Bonus Bucks on
all cash purchases!

BOTANIX
OXFORD INSTA-SHADE INC.



Garden Centre, Tree Farm and Landscape Design:

- Landscaping
- Large Tree Sales
- Paving Stone
- Interlocking Retaining Walls
- Tree Transplanting
- Ponds and Water Gardening
- Sodding and Seeding



GARDEN CENTRE FALL HOURS:

Mon. to Fri.: 8 a.m. to 6 p.m.

Sat.: 8 a.m. to 5 p.m.

Closed Sunday.

Closed from Dec. 24/10 to Mar. 7/11

Place Address Label Here



Wij spreken
Hollands.



Landscape report...

A home usually depreciates over time BUT a landscape will appreciate over time. So it makes sense to invest in a garden, a walkway, a patio or trees, and watch the value of your home increase over the next few years.

Fall is a great time for landscaping. It is especially a good time for installing interlocking patios, walkways and driveways. Bryan, our Professional Landscape Designer, will be happy



to assist you with your ideas and will create the design to fit perfectly in your environment! Fall is the time to

prune back various plants.

Call **Bryan** at **519-424-2180** to book your Fall pruning now! We wish to thank all of our clients for your great support this past season! We look forward in helping you make your property a dream come true! 🍂



Fall checklist for your garden:

- Before the first frost, spread a layer of mulch around trees and shrubs to protect roots.
- Winterize your Rose Bushes, Azaleas, Rhododendrons, Yews, Alberta Spruce, and Upright Junipers.
- Many perennials need to be cut back 15-20cm.
- Feed your lawn with **Botanix** Fall Fertilizer; the nutrients will help protect the grass throughout the winter and gives it a good boost for next spring.
- Protect your less hardy plants when winter sets in by wrapping them in burlap. Burlap available in-store.
- Pull out your annuals and put them on the compost pile. Get your garden ready and plant your spring-flowering bulbs like tulips, daffodils, hyacinths etc.
- To get some good fall colour, plant some hardy mums and icicle pansies. We have plenty in stock and they are in full bloom.
- Seed over bare spots in lawn.
- Rake up fallen leaves and add to compost pile.